

AIR-MOTION 3 QUICK SPECIFICATIONS

- Overview:**
- Operator has total, full-variation control of convection and conduction heat transfer via a patented "Open Chamber Roasting" fluid-bed 3 kg air-roasting chamber.
 - All electric. No fuel or afterburner needed.
 - Extremely low emissions. Environmentally smart.
 - Clean, consistent roast every time.

CAPACITY/OUTPUT

Batch Size: Max 3 kg roasting capacity (6.5 lbs of green beans)

Roast Time: 8-12 minutes (dependent on roast level)

Output: Max 25 lbs/hour; 200 lbs/day (based on 8-hour day)

DATA LOGGING

Internal: 5 real-time graphs: bean temp, heater temp, RoR bean temp, RoR heater temp, and saved profile curve line

CONTROL POINTS

- Integrated touchscreen control panel
- Presetting profile parameters
- Fast-reacting thermocouples
- Quick-response heat transfer
- Speed controller to adjust bean lifting height during roasting

ELECTRICAL REQUIREMENTS

Single-Phase: 240V // 60 Hz // 58.3 Amps

Three-Phase: 240V // 60 Hz // 33 Amps

COMPONENTS

Air Flow: High-efficiency 2 kW heater blower

Cooling: Optional 30-40 second water dousing system for high-speed bean cooling

Extraction: Centrifugal type extraction fan (2.2 kW 1ph, 1.3 kW 3ph) immediately moves dust, smoke, and chaff from roast chamber

Heating: 10.5 kW Nichrome plated electrical spiral elements

Roast Chamber: Stainless steel construction, durable, easy cleaning



Take advantage of
our private,
competitive
lending program,
AMR Approved!

Visit
www.air-motionroastersusa.com/financing/

Info:
855.579.6400

sales@
air-motion
roastersusa.com



DIMENSIONS AND WEIGHT: AIR-MOTION 3 ROASTER COMPONENTS

To allow for best space planning, measurements account for the widest, tallest, and deepest parts of components (e.g., touchscreen arm, casters, etc.).

COMPONENT	RAW UNCRATED WEIGHT	DIMENSIONS (L x W x H)
Roast Chamber	156.5 LBS (71 KG)	28.3" L x 32.6" W x 48.3" H (2.4' L x 2.7' W x 4.03' H)
Cyclone	178.5 LBS (81 KG)	41.2" L x 27.2" W x 75.5" H (3.4' L x 2.3' W x 6.3' H)
Cooling Tray	77.2 LBS (35 KG)	27.4" L x 24.6" W x 14.6" H (2.3' L x 2.05' W x 1.2' H)
TOTAL	412.2 LBS (187 KG)	

DIMENSIONS AND WEIGHT: AIR-MOTION 3 ROASTER CRATING

CRATE	CRATED WEIGHT	CRATE DIMENSIONS (L x W x H)
Crate #1	See note below.	81" L x 49" W x 37" H (6.8' L x 4.08' W x 3.08' H)
Crate #2	See note below.	35" L x 31" W x 52" H (2.9' L x 2.6' W x 4.3' H)
TOTAL	551 LBS (250 KG)	

NOTE: Weight provided is total weight for both crates. Individual crate weights will be received prior to shipping.

AIR-MOTION 3 CYCLONE VENTING DIAMETER

Exit Pipe Diameter: 147mm

Outside Diameter of aluminum flex pipe: 150mm (3mm wall thickness)

Purchase ducting from **Nordfab** or **Selkirk**.

MAINTENANCE

The only maintenance required is the emptying of the Chaff Collector Bucket every couple of days depending on the frequency of roasting and the wiping down of the Roast Chamber with a wet cloth after completion of roasting schedule for the day.

REPLACEMENT PARTS (IF NEEDED)

The only parts that may need to be replaced due to natural wear and tear:

- Blower fan
- Element bank

Contact Air-Motion Roasters USA to purchase replacement parts.

DECIBEL READING

85 dB

CERTIFICATIONS

CE, UL, IEC (International Electrotechnical Commission)

AIR-MOTION 3 ROASTER LAYOUT

See next 3 pages for 3kg AMR roast chamber, cooler tray, and cyclone weight, layout, and dimensions.

SERVICING

No servicing is required other than the Maintenance Schedule as listed.

WARRANTY

AMR provides a 2-year warranty on all machine parts.

EMISSION TESTING

Emission testing report included in User Manual.

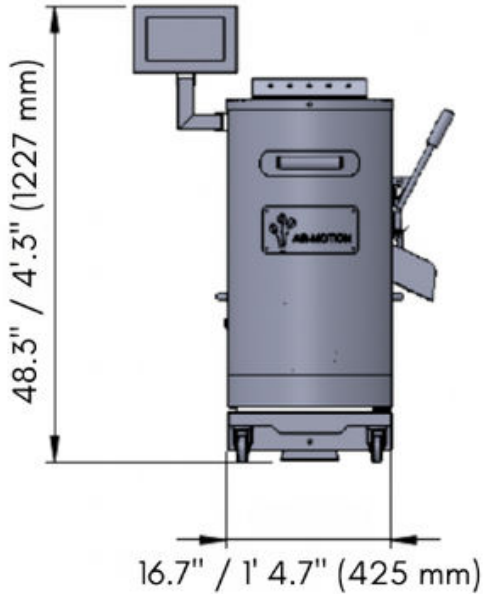
REQUIRED CLEARANCES

Position roaster at least 24" from walls or other equipment, and allow for at least 48" in front of roaster for user operation.

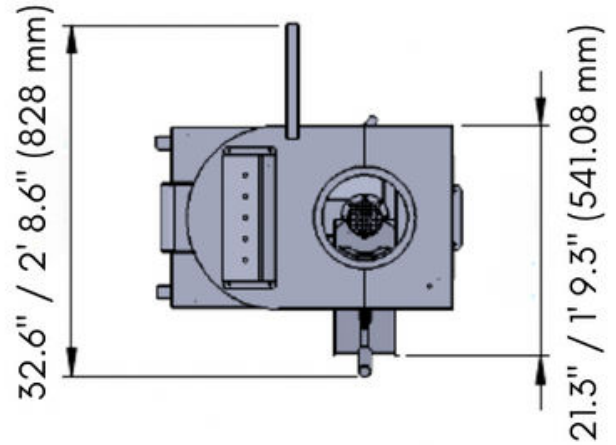
AIR-MOTION 3: ROAST CHAMBER

WEIGHT: 156.5 lbs (71 kg)

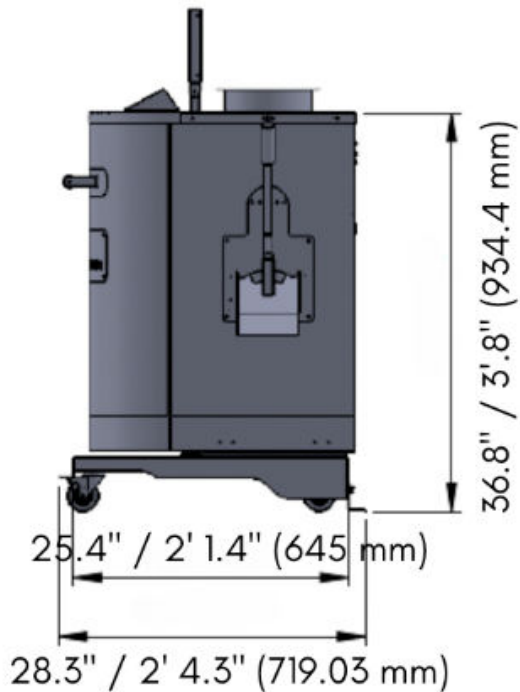
NOTE: The AMR 3 roaster comes on casters to allow for easy positioning and cleaning. Below measurements are provided in inches, feet, and millimeters (mm).




FRONT VIEW



TOP VIEW



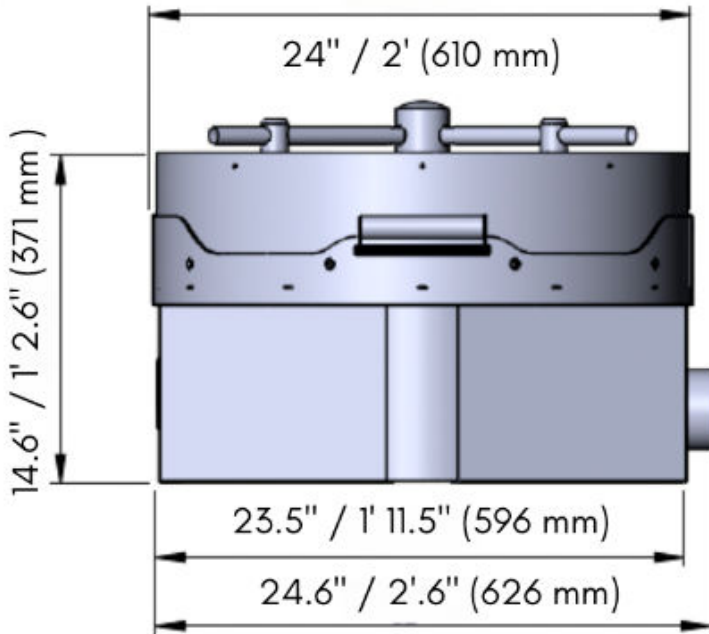
SIDE VIEW



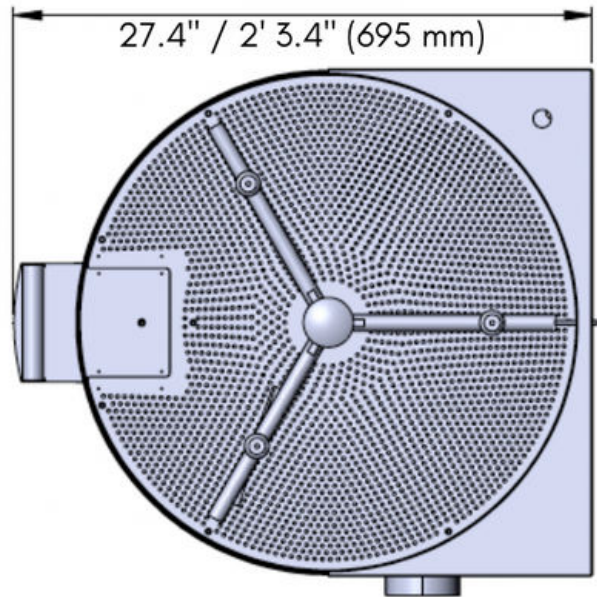
AIR-MOTION 3: COOLER TRAY

WEIGHT: 77.2 lbs (35 kg)

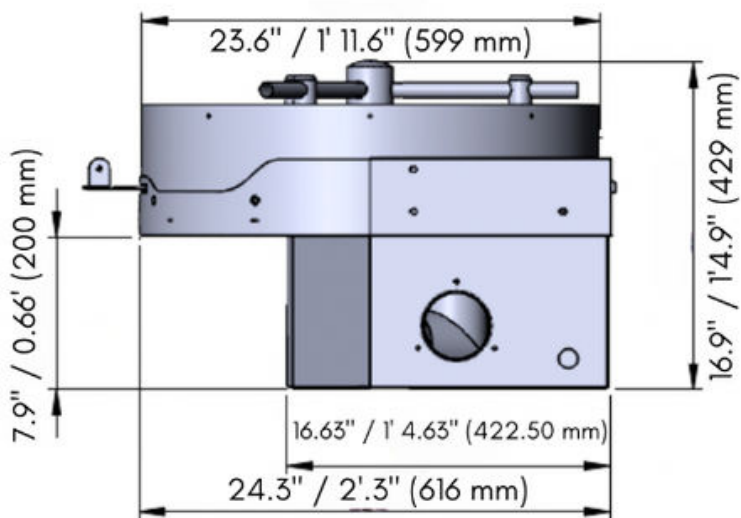
Below measurements are provided in inches, feet, and millimeters (mm).



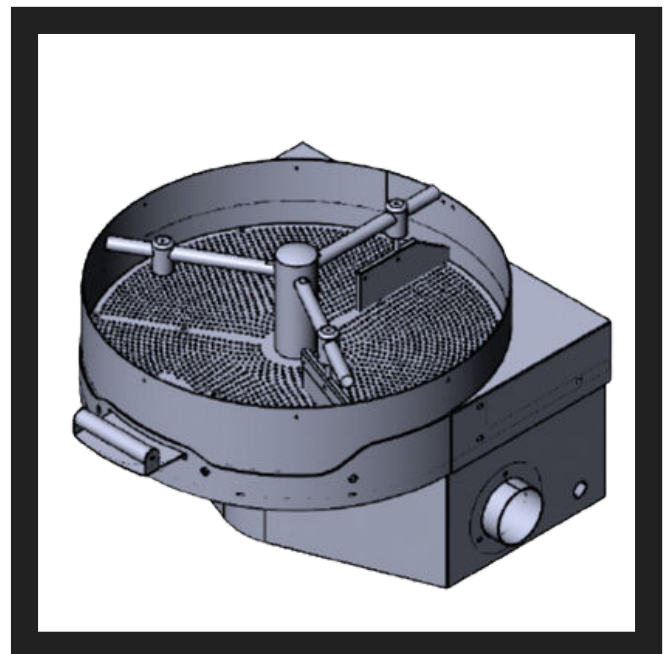
FRONT VIEW



TOP VIEW



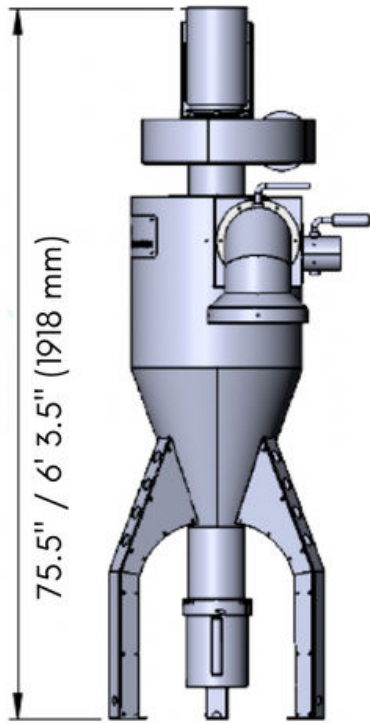
SIDE VIEW



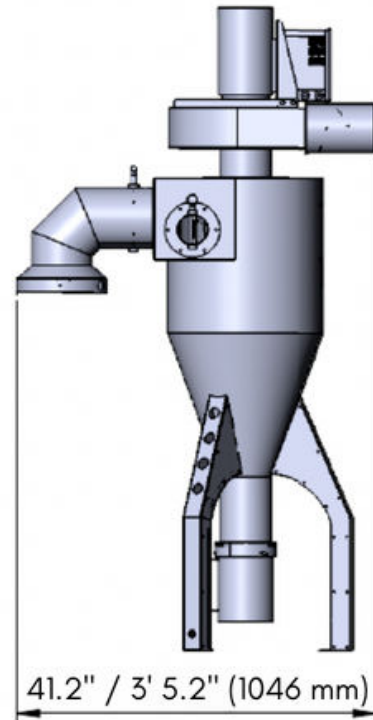
AIR-MOTION 3: CYCLONE

WEIGHT: 81 lbs (178.5 kg)

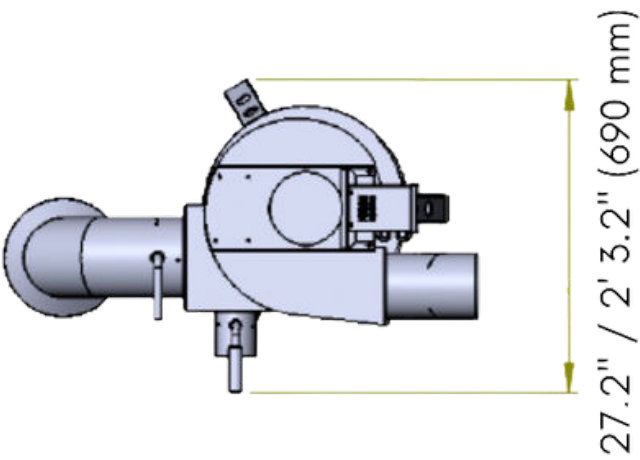
Below measurements are provided in inches, feet, and millimeters (mm).



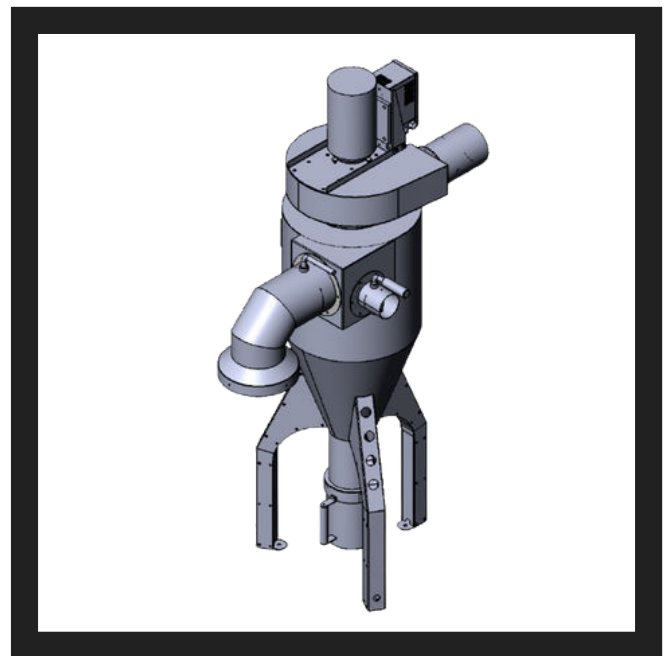
FRONT VIEW



SIDE VIEW



TOP VIEW





Cyclone Motor
And Fan

Control Panel
With Operation
Control Dials

**Touchscreen
Interface**
Real-Time
Information
& Graphs

Cyclone System
Removes Dust, Smoke &
Chaff from Roast Chamber

Water Dousing System
Immediately Stops Roast Once
Target Temp is Reached

Work Light

Roast Chamber
OCR with Clear View

Cooling Tray Ducting
Assists with Rapid Cooling
of Beans in Cooling Tray

**Roast Chamber
Exit Chute**

Element Bank
Immediate Heat
Response Electrical
Element Bank

Blower Fans
Provides Clean Fresh
Heated Air Into The
Roast Chamber

Cooling Tray
Assists with the Rapid
Cooling of Beans